



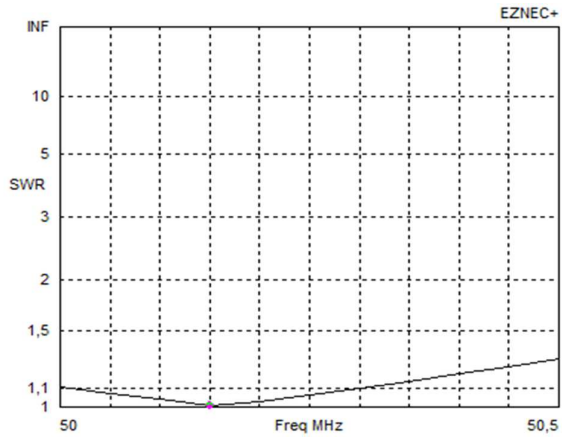
Attila Kocis Kommunikationstechnik
 Lenzenweg 2, D-96450 Coburg, Germany
 Tel.: 09561-3551882 Fax: 09561-3551883 E-Mail: nuxcom@nuxcom.de

Bausatz 3 ele Yagi 50 MHz mit 1,9m Boom im 28 Ohm Design
Antenna kit 3 ele Yagi 50 MHz with 1,9m boom in 28 Ohm Design

Antennenabmessungen je Antennenhälfte			
Dimensions table for each antenna half			
	Position (mm)	16 x 1,5mm	12 x 1mm
Reflektor / Reflector	0	500	1030
Strahler / Radiator	920	500	942
Direktor / Director	1850	500	847

Version 09/2012

SWR:

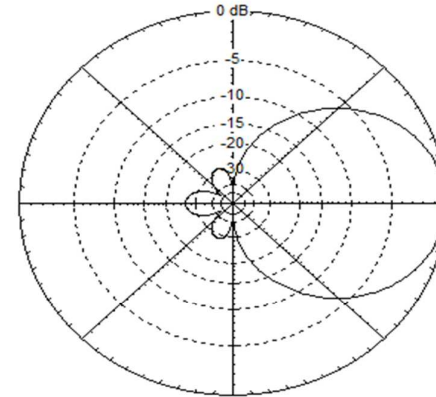


Freq 50,15 MHz Source # 1
 SWR 1,007 Z0 28 ohms
 Z = 28,03 - j0,1957 ohms
 Refl Coeff 0,003536 at -80,84 deg.
 = 0,0005627 - j0,00349
 Ret Loss 49,0 dB

Horizontales Richtdiagramm / Azimuth plot

* Total Field
 Horizontal Pol
 Vertical Pol

EZNEC+



50,15 MHz

Azimuth Plot
 Elevation Angle 0,0 deg.
 Outer Ring 5,75 dBref

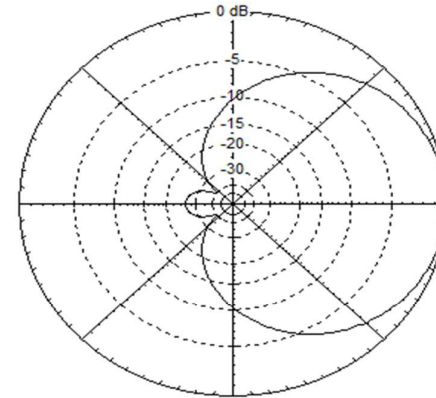
Cursor Az 0,0 deg.
 Gain 5,75 dBref
 0,0 dBmax

Slice Max Gain 5,75 dBref @ Az Angle = 0,0 deg.
 Front/Back 25,84 dB
 Beamwidth 63,6 deg.; -3dB @ 328,2, 31,8 deg.
 Sidelobe Gain -20,09 dBref @ Az Angle = 180,0 deg.
 Front/Sidelobe 25,84 dB

Vertikales Richtdiagramm / Elevation plot

* Total Field
 Horizontal Pol
 Vertical Pol

EZNEC+



50,15 MHz

Elevation Plot
 Azimuth Angle 0,0 deg.
 Outer Ring 5,75 dBref

Cursor Elev 0,0 deg.
 Gain 5,75 dBref
 0,0 dBmax

Slice Max Gain 5,75 dBref @ Elev Angle = 0,0 deg.
 Front/Back 25,84 dB
 Beamwidth 104,4 deg.; -3dB @ 307,8, 52,2 deg.
 Sidelobe Gain -20,09 dBref @ Elev Angle = 180,0 deg.
 Front/Sidelobe 25,84 dB