



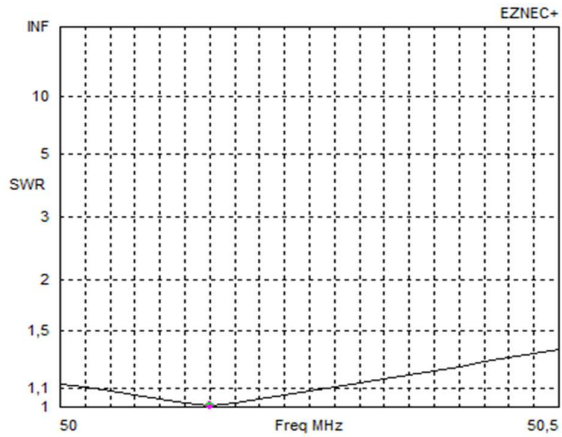
Attila Kocis Kommunikationstechnik
 Lenzenweg 2, D-96450 Coburg, Germany
 Tel.: 09561-3551882 Fax: 09561-3551883 E-Mail: nuxcom@nuxcom.de

Bausatz 3 ele Yagi 50 MHz mit 2,5m Boom im 28 Ohm Design
Antenna kit 3 ele Yagi 50 MHz with 2,5m boom in 28 Ohm Design

Antennenabmessungen je Antennenhälfte			
Dimensions table for each antenna half			
	Position (mm)	16 x 1,5mm	12 x 1mm
Reflektor / Reflector	0	500	980
Strahler / Radiator	1320	500	917
Direktor / Director	2500	500	842

Version 09/2012

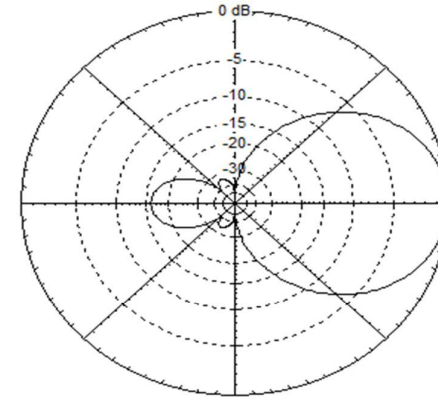
SWR:



Freq 50,15 MHz Source # 1
 SWR 1,004 Z0 28 ohms
 Z = 27,9 at -0,08 deg.
 = 27,9 - j 0,03704 ohms
 Refl Coeff 0,001974 at -160,34 deg.
 = -0,001859 - j 0,000664
 Ret Loss 54,1 dB

Horizontales Richtdiagramm / Azimuth plot

* Total Field
 Horizontal Pol
 Vertical Pol



EZNEC+

50,15 MHz

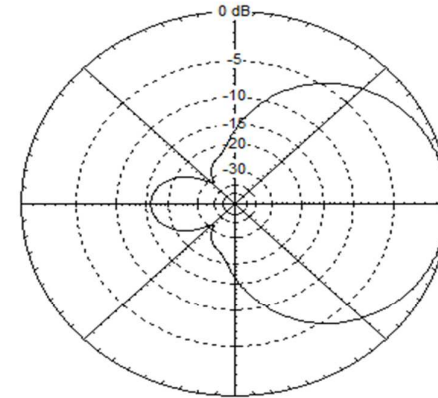
Azimuth Plot
 Elevation Angle 0,0 deg.
 Outer Ring 6,57 dBref

Cursor Az 0,0 deg.
 Gain 6,57 dBref
 0,0 dBmax

Slice Max Gain 6,57 dBref @ Az Angle = 0,0 deg.
 Front/Back 15,98 dB
 Beamwidth 61,0 deg.; -3dB @ 329,5, 30,5 deg.
 Sidelobe Gain -9,41 dBref @ Az Angle = 180,0 deg.
 Front/Sidelobe 15,98 dB

Vertikales Richtdiagramm / Elevation plot

* Total Field
 Horizontal Pol
 Vertical Pol



EZNEC+

50,15 MHz

Elevation Plot
 Azimuth Angle 0,0 deg.
 Outer Ring 6,57 dBref

Cursor Elev 0,0 deg.
 Gain 6,57 dBref
 0,0 dBmax

Slice Max Gain 6,57 dBref @ Elev Angle = 0,0 deg.
 Front/Back 15,98 dB
 Beamwidth 91,8 deg.; -3dB @ 314,1, 45,9 deg.
 Sidelobe Gain -9,41 dBref @ Elev Angle = 180,0 deg.
 Front/Sidelobe 15,98 dB